



Global Polio Eradication Initiative

Financial resource requirements
2008 - 2012

as of January 2008



World Health
Organization



© World Health Organization 2008

All rights reserved. Publications of the World Health Organization can be obtained from Marketing and Dissemination, World Health Organization, 20 Avenue Appia, 1211 Geneva 27, Switzerland (tel: +41 22 791 2476; fax: +41 22 791 4857; email: bookorders@who.int). Requests for permission to reproduce or translate WHO publications – whether for sale or for noncommercial distribution – should be addressed to Publications, at the above address (fax: +41 22 791 4806; email: permissions@who.int).

The designations employed and the presentation of the material in this publication do not imply the expression of any opinion whatsoever on the part of the World Health Organization concerning the legal status of any country, territory, city or area or of its authorities, or concerning the delimitation of its frontiers or boundaries. Dotted lines on maps represent approximate border lines for which there may not yet be full agreement.

The mention of specific companies or of certain manufacturers' products does not imply that they are endorsed or recommended by the World Health Organization in preference to others of a similar nature that are not mentioned. Errors and omissions excepted, the names of proprietary products are distinguished by initial capital letters.

The World Health Organization does not warrant that the information contained in this publication is complete and correct and shall not be liable for any damages incurred as a result of its use.

Design & Layout: Paprika

Global Polio Eradication Initiative

Financial resource requirements 2008 - 2012

as of January 2008

Table of Contents

Acronyms and Abbreviations	3
Executive Summary	4
Overview of the Global Polio Eradication Initiative Financing	7
• International Financing of the Global Polio Eradication Initiative	7
• National and In-kind Contributions and Financing	8
• The Economics of Polio Eradication	9
Financial Requirements for 2008-2012	10
• Context	10
• Priorities and Activities	12
• Financial Resource Requirements 2008-2012	13
Annex 1: Details of Country-Level Funding Requirements for 2008-2009	15
• Table 4: Details of Funding Requirements in Polio-Endemic and Highest-Risk Countries, 2008-2009	15
• Table 5: Surveillance and Laboratory Costs by Country and Region	16
• Table 6: Technical Assistance, Country-Level Details	17

Acronyms and Abbreviations

ACPE	Advisory Committee on Poliomyelitis Eradication
AFP	Acute Flaccid Paralysis
CDC	US Centers for Disease Control and Prevention
DPT	Diphtheria-pertussis-tetanus vaccine
GAVI Alliance	Global Alliance for Vaccines and Immunization
GCC	Global Commission for the Certification of the Eradication of Poliomyelitis
GIVS	Global Immunization Vision and Strategy
GFIMS	Global Framework for Immunization Monitoring and Surveillance
GPEI	Global Polio Eradication Initiative
IFFIm	International Finance Facility for Immunization
IHR (2005)	International Health Regulations (2005)
IPDs	Immunization Plus Days
IPV	Inactivated polio vaccine
mOPV	Monovalent oral polio vaccine
NGO	Non-governmental organization
NIDs	National Immunization Days
OPV	Oral polio vaccine
SAGE	Strategic Advisory Group of Experts on Immunization
SIAs	Supplementary Immunization Activities
SNIDs	Subnational Immunization Days
UNICEF	United Nations Children's Fund
VPDs	Vaccine-preventable diseases
WHO	World Health Organization

Executive Summary

In November 2007 the Advisory Committee on Poliomyelitis Eradication (ACPE), the independent advisory body to the Global Polio Eradication Initiative, highlighted the progress achieved in 2007 and re-affirmed the feasibility of polio eradication in the near-term, noting in particular:

- the headway in curbing type 1 poliovirus transmission globally, with an 84% decrease in such cases over the previous year;
- the absence of type 1 polio cases in western Uttar Pradesh, India, for more than 12 months;
- the 90% reduction in type 1 polio in northern Nigeria;
- the recent improvements in accessing children in southern Afghanistan, despite the ongoing insecurity; and,
- the further restriction of polio in the four remaining endemic countries (Nigeria, India, Pakistan and Afghanistan) to specific, geographically-limited areas.

This progress was the result of the intensified polio eradication effort launched in February 2007 at an urgent stakeholder consultation, convened by the World Health Organization's (WHO) Director-General Dr Margaret Chan.

To implement the intensified eradication effort, traditional development partner financing had to be substantially complemented by domestic financing from the Government of India, as well as a one-time re-programming of International Finance Facility for Immunization (IFFIm) funds previously earmarked for a post-eradication vaccine stockpile. In a vote of confidence in the intensified eradication effort, Rotary International and the Bill and Melinda Gates Foundation in November 2007 announced a partnership that will inject US\$ 200 million into the Global Polio Eradication Initiative over the next four years.

The ACPE recommendations for the further intensification of the eradication effort targeting the interruption of type 1 and type 3 polio transmission by end-2008 and end-2009 respectively, entail:

- 1) increasing substantially the quantity of supplementary immunization activities (SIAs) in the four endemic countries with a mix of monovalent and trivalent oral polio vaccines (mOPVs and tOPV);
- 2) increasing further the quality of SIAs to reach every child, particularly in northern Nigeria; Bihar, India; southern Afghanistan and parts of Pakistan;
- 3) strengthening surveillance for acute flaccid paralysis (AFP) at the subnational levels, to rapidly close remaining surveillance gaps in central Africa and parts of Asia; and,
- 4) protecting polio-free areas, by continuing to conduct preventive SIAs in high-risk areas and rapidly implementing outbreak response activities.

These recommendations have significant budgetary implications, increasing the previous 2008-2009 budget by 60%. Key to success is multi-year funding commitments by development partners, to protect the gains of 2007.

At the request of development partners, this Financial Resource Requirements document summarizes the five-year Global Polio Eradication Initiative budget through 2012, the target year for certification of interruption of wild poliovirus transmission in all six WHO Regions. As of January 2008, the funding gap for 2008-2009 intensified polio supplementary immunization and surveillance activities stands at US\$ 525 million, with US\$ 175 million needed in 2008.

In her address to Global Polio Eradication Initiative stakeholders on 28 February 2007, WHO Director-General Dr Margaret Chan said: *"As an international community, we have few opportunities to do something that is unquestionably good for every country and every child, in perpetuity"*. The world now has a unique opportunity to ensure that no child need ever again know the pain of poliomyelitis. Success, through the full completion of the intensified eradication effort in the four remaining endemic countries, now requires an intensified financial effort by donors.

Figure 1: Global Polio Eradication Initiative Annual Expenditure 1988-2007, Financial Resource Requirements, Contributions, Funding Gap 2008-2012

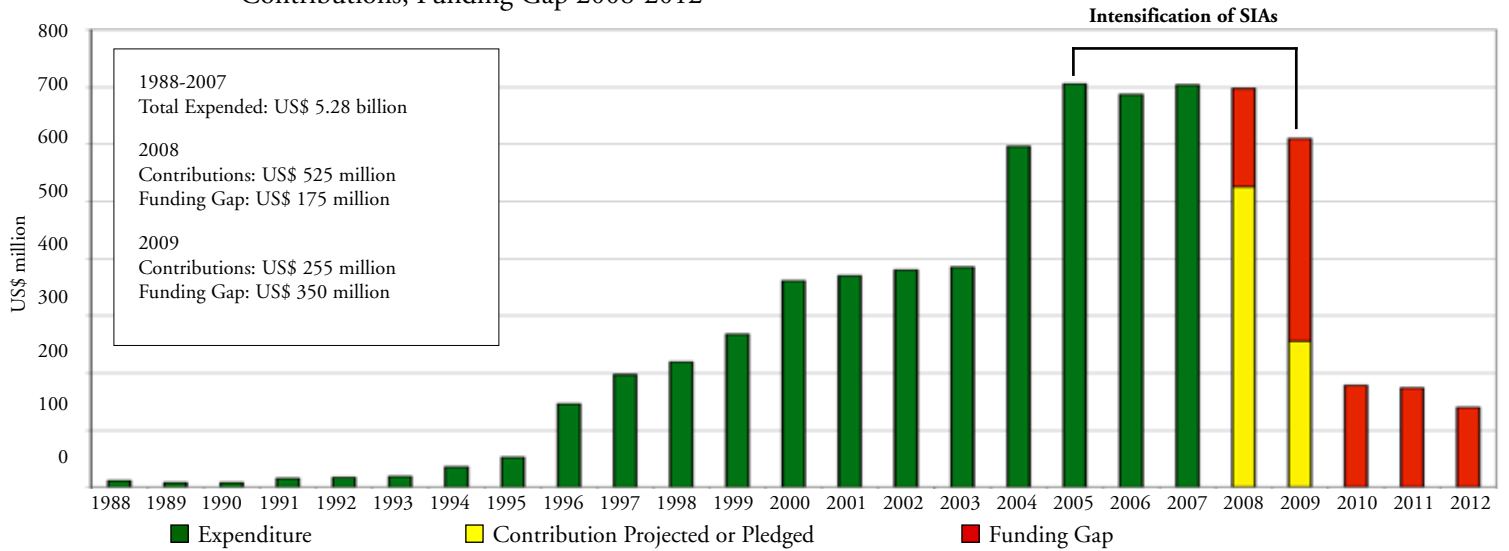


Figure 2: Districts with Active Transmission of Wild Poliovirus July 2007 to December 2007 (as of January 2008)

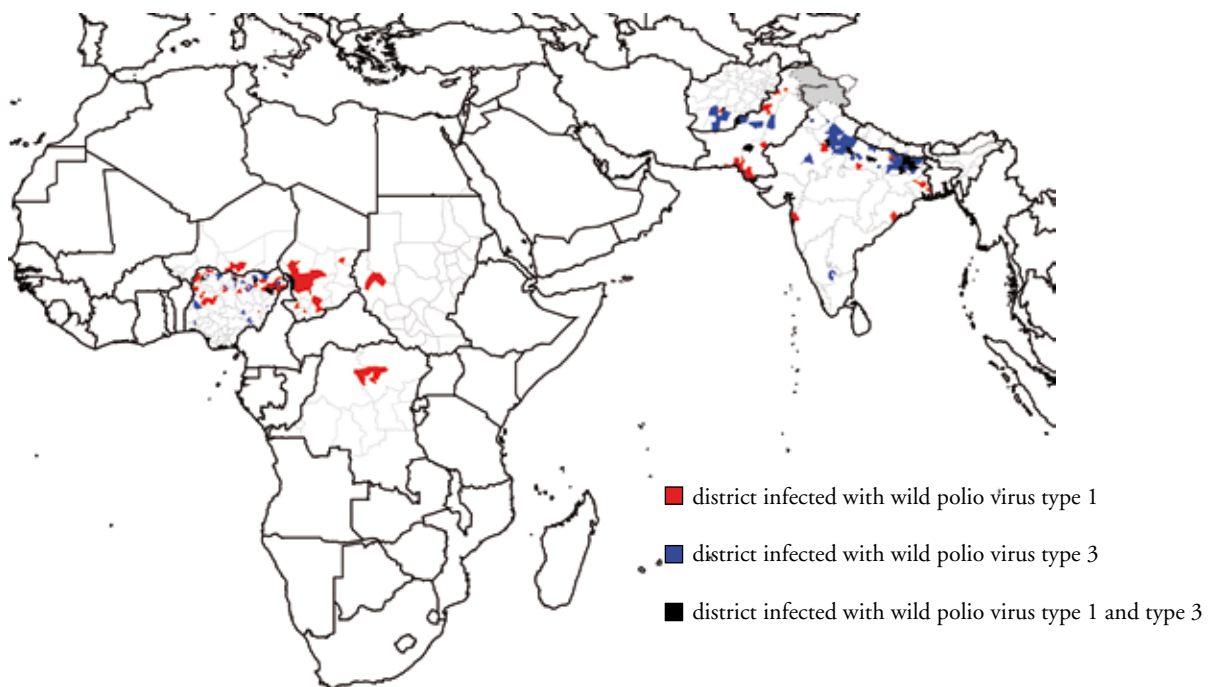


Table 1: Summary of External Resource Requirements by Major Category of Activity, 2008-2012
(all figures US\$ millions)

Activity Category	2008	2009	2008-2009	2010-2012
Oral polio vaccine	\$ 248.74	\$ 182.34	\$ 431.07	\$ -
NIDs/SNIDs operations*	\$ 232.70	\$ 171.64	\$ 404.34	\$ -
Emergency response/ mOPV evaluation	\$ 45.00	\$ 45.00	\$ 90.00	\$ 95.00
Surveillance**	\$ 60.56	\$ 57.89	\$ 118.45	\$ 138.87
Laboratory	\$ 8.18	\$ 8.26	\$ 16.44	\$ 20.61
Technical assistance***	\$ 93.40	\$ 81.79	\$ 175.19	\$ 191.78
Certification and containment	\$ -	\$ 5.00	\$ 5.00	\$ 30.00
Product development for OPV cessation	\$ 8.45	\$ 8.45	\$ 16.90	\$ 15.00
Vaccine for post-eradication era stockpile (product development and bulk)	\$ -	\$ 49.22	\$ 49.22	\$ -
Subtotal	\$ 697.02	\$ 609.59	\$ 1 306.61	\$ 491.26
Contributions	\$ 525.06	\$ 255.74	\$ 780.80	\$ -
Funding gap	\$ 171.96	\$ 353.85	\$ 525.81	\$ 491.26
Funding gap (rounded)	\$ 175.00	\$ 350.00	\$ 525.00	\$ 490.00

* Operations costs include manpower and incentives, training and meetings, supplies and equipment, transportation, social mobilization and running costs.

** Country-level surveillance and laboratory costs for 2008 provided in table 5.

*** Technical assistance includes the cost of human resources deployed through UN agencies. Country-level breakdown for 2008 provided in table 6.

Overview of Global Polio Eradication Initiative Financing

The 20-year Global Polio Eradication Initiative, a public-private partnership spearheaded by WHO, Rotary International, the US Centers for Disease Control and Prevention (CDC) and UNICEF, includes governments of countries affected by polio; donor governments (i.e. Azerbaijan, Australia, Austria, Belgium, Canada, Cyprus, Czech Republic, Denmark, Finland, France, Germany, Iceland, Hungary, Iceland, Ireland, Italy, Japan, Kuwait, Liechtenstein, Luxembourg, Malaysia, Malta, Monaco, the Netherlands, New Zealand, Norway, Oman, Portugal, Qatar, the Republic of Korea, the Russian Federation, Saudi Arabia, Singapore, Spain, Sweden, Switzerland, Turkey, the United Arab Emirates, the United Kingdom and the United States of America); the European Commission; private foundations (e.g. the Bill and Melinda Gates Foundation, United Nations Foundation); development banks (e.g. African Development Bank, the World Bank); humanitarian and non-governmental organizations (e.g. the International Federation of Red Cross and Red Crescent Societies), and corporate partners (e.g. British Airways, De Beers, Sanofi Pasteur, Wyeth).

INTERNATIONAL FINANCING OF THE GLOBAL POLIO ERADICATION INITIATIVE

Global Polio Eradication Initiative funding provided through external sources (including both multilateral and bilateral contributions) total US\$ 6 billion since 1988. Forty-five public and private sector donors have contributed more than US\$ 1 million each to polio eradication. Of these, 28 have contributed US\$ 5 million or more. Table 2 highlights contributions/pledges by major donor to the Global Polio Eradication Initiative for 1988 to 2009; figure 3 summarizes external contributions since 1988, as well as the 2008-2009 funding gap. All funders highlighted in this figure have contributed more than US\$ 25 million to the global polio eradication effort.

On 26 November 2007, spearheading partner Rotary International and the Bill and Melinda Gates Foundation announced a partnership to provide an additional US\$ 200 million for the intensified push to eradicate polio. Rotary International has already contributed more than US\$ 650 million towards polio eradication, and this latest contribution will increase this figure to more than US\$ 850 million by the time the world is certified polio-free.

G8 leaders meeting in Heiligendamm, Germany, in June 2007 re-affirmed their commitment to completing polio eradication, pledging “to make the utmost efforts in cooperation with international organizations and partners to eradicate polio” and vowed “to work with others to close urgent funding shortfalls”. G8 leaders first placed polio eradication on their agenda at their Summit in Kananaskis, Canada, in 2002, and have discussed it every year since then, including in Gleneagles, Scotland, where - in 2005 - the G8 vowed to support polio eradication through “continuing or increasing” their contributions for 2006-2008. However, action to fulfil the G8 commitments has been uneven across its membership.

Essential to successful implementation of the intensified polio eradication activities in 2007 was the GAVI Alliance’s re-programming of US\$ 104.6 million of the International Finance Facility for Immunization (IFFIm) funding from a post-eradication era vaccine stockpile into intensified eradication activities.

Table 2: Donor Profile for 1988-2009

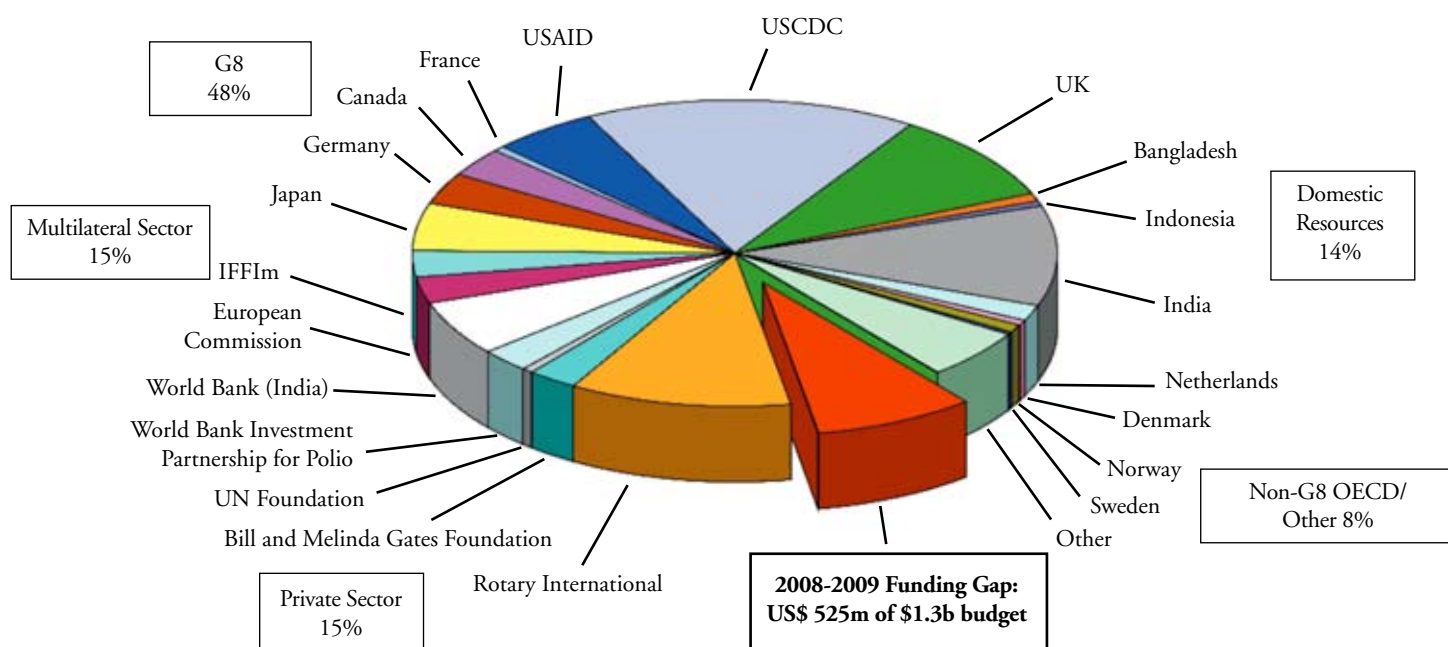
Contribution (US\$ million)	Public Sector Partners	Development Banks	Private Sector Partners
> 1,000	USA		
500 - 1,000	United Kingdom		Rotary International
250 - 499	Japan	World Bank	
100 - 249	European Commission, Canada, Germany, Netherlands, GAVI/IFFIm		Bill & Melinda Gates Foundation
50 - 99	Norway, UNICEF Regular Resources, WHO Regular Budget		
25 - 49	Denmark, France, Sweden		United Nations Foundation
5 - 24	Australia, Ireland, Italy, Luxembourg, Russian Federation, Spain		Sanofi Pasteur, IFPMA, UNICEF National Committees, American Red Cross
1 - 4	Austria, Belgium, Finland, Kuwait, Malaysia, New Zealand, Saudi Arabia, Switzerland, United Arab Emirates	Inter-American Development Bank, African Development Bank	Advantage Trust (HK), De Beers, International Federation of Red Cross and Red Crescent Societies, Pew Charitable Trust, Wyeth, Shinnyo-en

NATIONAL AND IN-KIND CONTRIBUTIONS AND FINANCING

External contributions to national polio eradication efforts have been complemented by in-country resources, including both financial expenditures and non-monetary, in-kind contributions such as the time spent by volunteers, health workers and others in the implementation of SIAs. Funds are expended by governments, the private sector and non-governmental organizations at national, state/province, district and local community levels to cover petrol, social mobilization training and other costs, and are estimated to have had a dollar value approximately that of international financial contributions.

Of particular note has been the financial commitment of the endemic countries in 2007. The Government of India in February 2007 committed US\$ 290 million in domestic resources for its 2007-2008 national polio eradication efforts. The Government of Nigeria in 2007 announced its intention to contribute US\$ 32 million towards its national polio eradication programme. And the Government of Pakistan has committed to provide 40 million doses of OPV for SIAs in the first half of 2008, while working out the modalities to provide additional OPV funding for the second half of 2008, as well as for 2009-2010. Although the domestic contributions in both Nigeria and Pakistan are still being finalized, these are encouraging statements of domestic support for the intensified global eradication effort.

Figure 3: Financial Contributions since 1988 (US\$ 6 billion) and Funding Gap for 2008-2009



Note: Donor contributions of US\$ 25 million or more are represented in the pie chart
 'Other' includes: the Governments of Angola, Austria, Australia, Belgium, Czech Republic, Finland, Hungary, Iceland, Ireland, Italy, Liechtenstein, Luxembourg, Malaysia, Monaco, Namibia, New Zealand, Nigeria, Oman, Pakistan, Portugal, Qatar, Republic of Korea, Russian Federation, Saudi Arabia, Singapore, Spain, Switzerland, Turkey, the United Arab Emirates; African Development Bank; AG Fund; American Red Cross; De Beers, Inter-American Development Bank, Central Emergency Response Fund (CERF), International Federation of Red Cross and Red Crescent Societies, Oil for Food Programme, OPEC Fund, Sanofi Pasteur; Saudi Arabian Red Crescent Society, Smith Kline Biologicals, UNICEF National Committees, UNICEF regular and other resources, United Arab Emirates Red Crescent Society and Wyeth.

THE ECONOMICS OF POLIO ERADICATION

The economic justification for polio eradication is compelling. A study published in 2003 showed that over a 40-year period, polio eradication would be highly cost-effective for all countries, regardless of income level, and under most scenarios would be cost-saving. Even were long-term immunization with inactivated polio vaccine (IPV) to continue after interruption of wild poliovirus transmission, the cost-effectiveness ratio for eradication would be impressive.*

New research conducted by Harvard University in 2007 re-affirmed the benefits - both in economic and humanitarian terms - of completing polio eradication.** The study demonstrated that attempting to control polio (by maintaining low numbers of polio cases) would cost significantly more in the long-term than completing the job of eradication. The completion of polio eradication was also found to remain more cost-effective than any control-option; if the polio eradication initiative were stopped, hundreds of thousands of children would again be paralysed by this disease over the coming years and billions of dollars would be spent on outbreak response activities and rehabilitation/treatment, as well as through the associated loss of productivity.

* Aylward R, et al, *Politics and practicalities of polio eradication, Global Public Goods for Health. Health Economic and Public Health Perspectives*, eds Smith R, Beaglehole R, Woodward D, Drager N, Oxford University Press, 2003.

** Thompson KM, Tebbens RJ, *Eradication versus control of poliomyelitis: an economic analysis. Lancet*, 2007, April 21; 369 (9570): 1363-71.

Financial Requirements for 2008-2012

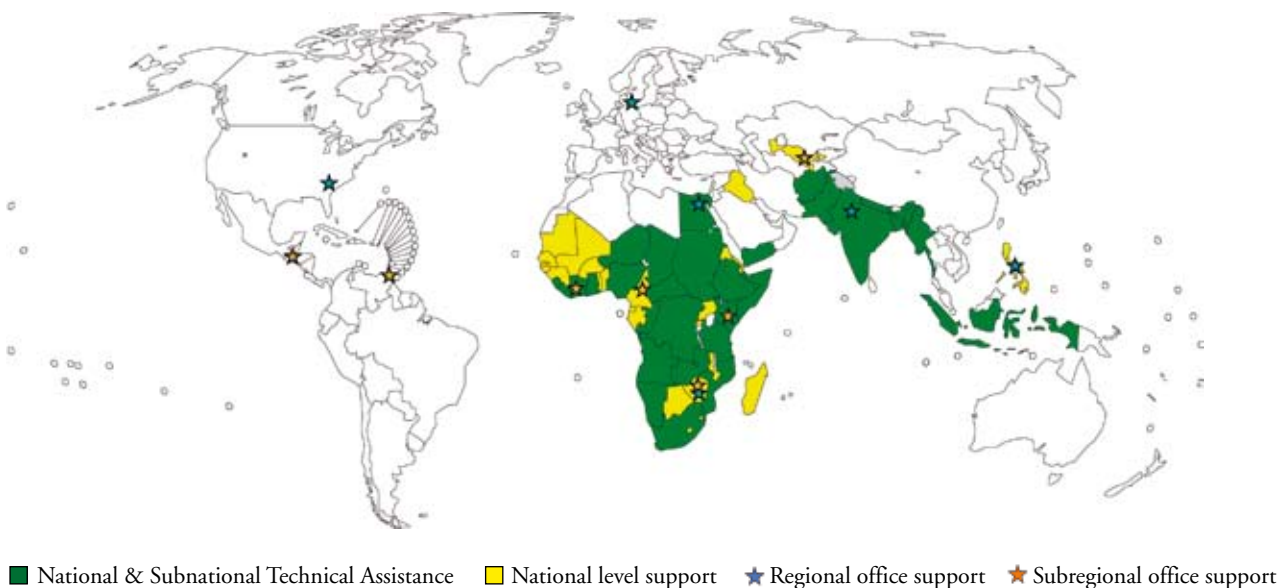
CONTEXT

Global situation:

The Global Polio Eradication Initiative has seen important progress towards the goal of a polio-free world in 2007. Polio is now restricted in the four remaining endemic countries to specific, geographically-limited areas. Transmission of type 1 poliovirus (the more dangerous of the two remaining serotypes due to its higher rate of paralysis and propensity for geographic spread) has decreased globally by 84% over the previous year, making 2007 the lowest incidence year ever recorded for this serotype. Of particular note is the reduction in type 1 poliovirus cases in some of the most historically-important type 1 reservoirs, including western Uttar Pradesh, India, and northern Nigeria. Rapidly interrupting transmission of type 1 polio remains the overriding strategic priority of the Global Polio Eradication Initiative, followed by the interruption of type 3 polio transmission.

In 2007, more than 2.3 billion doses of OPV were administered to more than 400 million children, during 164 SIAs in 27 countries. Countries around the world maintained active surveillance for polio (ie surveillance for AFP), including 78 countries in polio-endemic regions, which required substantial technical assistance (see figure 4). New diagnostic methods decreased the time needed to confirm poliovirus infection by 50%.

Figure 4: Polio-funded Technical Assistance by Country



India:

By the start of 2007 endemic virus transmission had already been restricted to key high-risk areas of Bihar and Uttar Pradesh, with almost all cases occurring among children aged less than two years. To overcome the remaining immunity gap in very young children, large-scale immunization campaigns with type-specific mOPVs were conducted on average every six weeks throughout 2007, with particular focus on the high-risk areas in these two states. Strategies were further refined to track newborn children and immunize young infants. As a result, only one type 1 case has occurred in Uttar Pradesh since August 2007, despite the onset of the high season for poliovirus transmission in the second half of the year. More significantly, in the core highest-risk districts of western Uttar Pradesh, no cases due to this virus have occurred in over a year (since October 2006). In Bihar, low-level transmission of type 1 continues in very limited, well-defined high-risk blocks, primarily in access-compromised areas. While the 2007 outbreak of type 3 polio in Uttar Pradesh was already well-controlled by late-2007, the

continued expansion of type 3 polio in Bihar did threaten to mask the strong progress made against curbing type 1 polio transmission.

Nigeria:

In northern Nigeria, the Immunization Plus Days (IPDs) launched in mid-2006 to offer additional health interventions to OPV, such as measles and diphtheria-pertussis-tetanus (DPT) vaccination, de-worming tablets and insecticide-treated bed-nets, continued throughout the year and resulted in a significant reduction in the number of 'missed' children during campaigns. Throughout the north, the proportion of 'missed' children was cut nearly in half (18% of children were missed by end-2007, down from >30% in 2006). In the northern state of Kano - historically the highest poliovirus burden area of the country - only five type 1 cases were reported in all of 2007 (compared to 304, in 2006). Throughout Nigeria, the incidence of type 1 cases is down 90% over previous year, and overall cases declined by 75% (278 cases in 2007, compared with 1,090 cases in 2006).

Afghanistan and Pakistan:

In Afghanistan and Pakistan, indigenous transmission of polio is now being sustained only by cross-border population movements and limited areas of insecurity, where access to all populations during SIAs had been hampered. Consequently, the two countries coordinated SIA and surveillance activities throughout 2007. Tailored strategies were introduced to focus on reaching children in high-risk areas, identify and map mobile populations, and increase the involvement of all parties - including government, anti-government elements, the military, non-governmental organizations and tribal leaders - to allow safe passage of polio vaccinators. Case numbers in both countries declined in 2007 over previous year (16 compared to 31 cases in Afghanistan; 31 compared to 39 cases in Pakistan); more significantly, the geographic distribution of cases was further restricted. As both countries account for only 4% of the global total case count, of the remaining endemic countries, interrupting poliovirus transmission can be most rapidly achieved here.

Curbing outbreaks in previously polio-free areas:

Strong progress was also achieved in curbing outbreaks in previously polio-free countries. Of 27 countries re-infected since 2003, only six continued to report polio cases in the second half of 2007 (Angola, Chad, the Democratic Republic of the Congo, Nepal, Niger and Sudan). Of note, the Horn of Africa again appears to be again polio-free, as Somalia - which had already eradicated the disease in 2002 before being re-infected in mid-2005 - has not reported a case since March 2007. The Horn of Africa joins other recently re-infected areas to have eradicated polio a second time, including Bangladesh, Indonesia and Yemen, the last two of which had suffered the largest, single-country epidemics of recent years in 2005-2006.

The research agenda on long-term poliovirus risks

Given the progress towards achieving the goal of a polio-free world, the Global Polio Eradication Initiative also further intensified its programme of research to reduce and manage the long-term risks of polio following interruption of wild poliovirus transmission globally. This work focuses on minimizing the risks of polio re-introduction or re-emergence, as well as the consequences of such an event. The research agenda includes work to further characterize the long-term risks of vaccine-derived polioviruses, and to coordinate risk management strategies for the long-term (e.g. appropriate biocontainment conditions, cessation of routine immunization with OPV, establishment of international stockpile). The Global Polio Eradication Initiative also continued its work to explore affordable options for the use of IPV in any country that perceives that the medium-term or long-term risks of reintroduction of poliovirus and re-emergence of poliomyelitis warrants continued routine immunization against polio once, as anticipated and recommended by international expert groups such as the Strategic Advisory Group of Experts on Immunization (SAGE) and the ACPE, routine immunization with OPV is eventually stopped in a synchronized manner. Further information on this research is available at www.polioeradication.org/content/fixd/opvcessation/opvcessation.asp.

PRIORITIES AND ACTIVITIES

2008-2009:

The ACPE endorsed the Global Polio Eradication Initiative's strategic priorities to stop transmission of type 1 polio globally by end-2008, and type 3 polio globally by end-2009. Key recommendations included:

- 1) substantially increasing the number of SIAs conducted in the remaining four endemic countries, to exploit the new tools and tactics being applied in the current intensified eradication effort;
- 2) closing the remaining immunity gaps in the endemic countries, by concentrating SIAs in high-risk areas and improving operations to ensure every child is reached with appropriate mOPV or tOPV;
- 3) rapidly responding to potential outbreaks by fully implementing APCE recommendations on outbreak response;
- 4) protecting polio-free countries and polio-free areas within endemic countries (such as southern India and southern Nigeria) by continuing appropriate routine OPV immunization and AFP surveillance activities;
- 5) rapidly building up the capacity of all of the Global Polio Eradication Initiative network laboratories to incorporate new diagnostic tools that confirm poliovirus infection 50% more rapidly; and,
- 6) closing any subnational surveillance gaps by continuing to strengthen the AFP surveillance network through further increasing provision of technical support and conducting of subnational surveillance reviews.

At country-level, a number of key operational challenges must be overcome to ensure a sufficient number of children are rapidly reached to interrupt all chains of poliovirus transmission. In particular, in northern Nigeria, southern Afghanistan and semi-autonomous areas of Pakistan, a substantial proportion of children continue to be 'missed' during SIAs, due to gaps in SIA microplanning (in northern Nigeria) and hampered access due to insecurity (in southern Afghanistan and parts of Pakistan). In Bihar and Uttar Pradesh, India, efforts must be undertaken to limit the further spread of type 3 poliovirus, while maintaining the pressure on type 1 poliovirus, to ensure that areas which now appear to be free of type 1 polio - in particular western Uttar Pradesh - are not re-infected by ongoing transmission of this serotype in Bihar.

2010-2012:

The longer-term 2010-2012 plan reflects requirements set forth by expert bodies such as the Global Commission for the Certification of the Eradication of Poliomyelitis (GCC) and the ACPE, to achieve certification of all WHO Regions and ongoing surveillance following eradication. Key activities for 2010-2012 include:

- 1) maintaining the global surveillance infrastructure to demonstrate the absence of wild poliovirus necessary for certification, and to detect and respond to any circulating vaccine-derived polioviruses (cVDPVs);
- 2) maintaining emergency outbreak response capacity;
- 3) continuing to strengthen routine immunization, supplemented by limited SIAs as needed to maintain population immunity against polio in key high risk areas;
- 4) preparing for the management of the residual risks of polio following interruption of wild poliovirus transmission, including implementation of appropriate containment activities and the completion of the research agenda that guides the further refinement of the strategies to reduce the long-term risks of polio; and,
- 5) further aligning the Global Polio Eradication Initiative with the long-term roadmaps for the control of vaccine-preventable diseases (VPDs) and of disease surveillance worldwide (the Global Immunization Vision and Strategy - GIVS, the Global Framework for Immunization Monitoring and Surveillance - GFIMS, and the International Health Regulations (2005)).

FINANCIAL RESOURCE REQUIREMENTS 2008-2012

With the near-term feasibility of polio eradication re-affirmed by the ACPE, this *Financial Resource Requirements* document provides a five-year budget through 2012. The budget focuses on two periods:

1) The 2008-2009 intensified eradication period:

- Result: interruption of transmission of type 1 polio globally by end-2008 and of type 3 polio globally by end-2009.
- Major cost-driver: full implementation of intensified SIAs, the schedule of which is summarized in table 3 (with detailed, planned costs by country available in annex 1, table 4).
- Financial Resource Requirements: US\$ 1.306 billion. Against this, there is a funding gap of US\$ 525 million, of which US\$ 175 million must be filled for activities in 2008.

2) The 2010-2012 certification and post-eradication preparation period:

- Result: certification of interruption of wild poliovirus transmission in all six WHO Regions.
- Major cost driver: maintenance of the global surveillance infrastructure and management of the long-term risks of poliovirus.
- Financial Resource Requirements: US\$ 492 million.

The budgets presented in this document were developed by ministries of health, WHO and UNICEF, and are based on the costs of implementing polio eradication strategies at the country level and the costs of managing the Global Polio Eradication Initiative through the United Nations implementing agencies (WHO and UNICEF) at the country, regional and global levels.

Table 3: Supplementary Immunization Activities Required for Polio Eradication, 2008-2009, as of January 2008

Activity plan for 2008-2009

NIDs: National Immunization Days

SNIDs: Subnational Immunization Days

IPDs: Immunization Plus Days

Activity NIDs SNIDs IPDs
OPV added to measles round
Contingency Plan¹

Region/ Country	Data	2008												2009											
		J	F	M	A	M	J	J	A	S	O	N	D	J	F	M	A	M	J	J	A	S	O	N	D
Polio Endemic																									
Afghanistan	% targeted	39	39	100	100				50	50	50	50				100	100	50	50			50	50	50	50
India	% targeted	100	100		50	50			50	50	50	50				100	100	50	50			50	50	50	50
Nigeria	% targeted	100	100		50	50			50	50	50	50	100	50		100	100	50	50			50	50	50	50
Pakistan	% targeted	100	40	40	100				100	100	50	50				100	100	50	50			50	50	50	50
Countries Bordering Polio-endemic Countries																									
Bangladesh	% targeted					100	100									100	100								
Benin	% targeted		100													100									
Cameroon	% targeted		50													50									
Chad*	% targeted		96	96					50	50						100	100								
Nepal**	% targeted								50	50						100	100								
Niger	% targeted		78		78				100	100						100	100								
Horn of Africa Outbreak Countries																									
Somalia	% targeted	100		100								100	100			100	100								
Sudan	% targeted		50	50					100	100															
Southern Africa Outbreak Countries																									
Angola	% targeted					100	100																		
DR Congo	% targeted		10	40	40																				

¹Contingency activities are not included in the 2008-2009 budget and would represent additional costs of up to US\$ 37 million in 2008 and US\$ 111 million in 2009.

* Chad: January 2008 SNID included in 2007 budget.

** Nepal: February 2008 NID included in 2007 budget.

Annex 1: Details of Country-Level Funding Requirements for 2008-2009, as of January 2008

Table 4: Details of Funding Requirements in Polio-Endemic and Highest-Risk Countries, 2008-2009
(all figures US\$ millions)

Country	2008				2009				2008 to 2009			
	NIDs/ SNIDs: OPV	NIDs/ SNIDs: Op Costs	AFP Surveillance	Total Costs 2008	NIDs/ SNIDs: OPV	NIDs/ SNIDs: Op Costs	AFP Surveillance	Total Costs 2009	NIDs/ SNIDs: OPV	NIDs/ SNIDs: Op Costs	AFP Surveillance	Total Costs 2008 to 2009
Polio-Endemic												
Afghanistan	\$7.22	\$11.29	\$1.70	\$20.21	\$5.92	\$9.25	\$1.70	\$16.87	\$13.14	\$20.54	\$3.40	\$37.08
India	\$137.49	\$109.83	\$7.45	\$254.77	\$112.20	\$85.51	\$7.75	\$205.46	\$249.69	\$195.34	\$15.20	\$460.23
Nigeria	\$42.69	\$56.25	\$9.66	\$108.60	\$35.14	\$56.85	\$9.66	\$101.65	\$77.83	\$113.10	\$19.32	\$210.25
Pakistan	\$42.30	\$28.64	\$1.68	\$72.62	\$29.08	\$19.68	\$1.85	\$50.61	\$71.38	\$48.32	\$3.53	\$123.23
Countries Bordering Polio-Endemic Countries												
Bangladesh	\$8.29	\$2.01	\$0.90	\$11.20	\$0.00	\$0.00	\$0.90	\$0.90	\$8.29	\$2.01	\$1.81	\$12.11
Benin	\$0.46	\$0.85	\$0.20	\$1.51	\$0.00	\$0.00	\$0.20	\$0.20	\$0.46	\$0.85	\$0.40	\$1.71
Cameroon	\$0.37	\$0.34	\$0.33	\$1.04	\$0.00	\$0.00	\$0.33	\$0.33	\$0.37	\$0.34	\$0.66	\$1.37
Chad	\$1.28	\$3.76	\$0.30	\$5.34	\$0.00	\$0.00	\$0.30	\$0.30	\$1.28	\$3.76	\$0.60	\$5.64
Nepal	\$0.00	\$0.00	\$0.32	\$0.32	\$0.00	\$0.00	\$0.32	\$0.32	\$0.00	\$0.00	\$0.64	\$0.64
Niger	\$1.90	\$3.84	\$0.66	\$6.40	\$0.00	\$0.00	\$0.66	\$0.66	\$1.90	\$3.84	\$1.32	\$7.06
Horn of Africa Outbreak Countries												
Somalia	\$0.63	\$1.42	\$0.68	\$2.73	\$0.00	\$0.00	\$0.68	\$0.68	\$0.63	\$1.42	\$1.36	\$3.41
Sudan	\$1.63	\$3.88	\$1.58	\$7.09	\$0.00	\$0.00	\$1.58	\$1.58	\$1.63	\$3.88	\$3.16	\$8.67
Southern Africa Outbreak Countries												
Angola	\$2.01	\$4.43	\$1.58	\$8.02	\$0.00	\$0.00	\$1.58	\$1.58	\$2.01	\$4.43	\$3.16	\$9.60
DR Congo	\$2.42	\$5.73	\$2.38	\$10.53	\$0.00	\$0.00	\$2.38	\$2.38	\$2.42	\$5.73	\$4.76	\$12.91

Table 6: Technical Assistance, Country-Level Details 2008 (all figures US\$ millions)

WHO African Region	2008	WHO Eastern Mediterranean Region	2008
Angola	\$3.96	Afghanistan	\$2.59
Benin	\$0.28	Djibouti	\$0.00
Botswana	\$0.23	Egypt	\$0.00
Burkina Faso	\$0.14	Iran	\$0.004
Burundi	\$0.04	Iraq	\$0.00
Cameroon	\$0.30	Pakistan	\$6.26
Central African Republic	\$0.61	Somalia	\$2.10
Chad	\$1.33	Sudan	\$3.50
Congo	\$0.39	Yemen	\$0.14
Côte d'Ivoire	\$1.36	Regional Office	\$0.80
Democratic Republic of Congo	\$4.88	Subtotal	\$15.40
Equatorial Guinea	\$0.17		
Eritrea	\$0.06	WHO South-East Asia Region	2008
Ethiopia	\$1.85	Bangladesh	\$1.39
Gabon	\$0.25	India	\$9.42
Gambia	\$0.03	Indonesia	\$0.87
Ghana	\$0.10	Myanmar	\$0.42
Guinea	\$0.02	Nepal	\$0.72
Guinea-Bissau	\$0.12	Regional Office	\$0.76
Kenya	\$0.73	Subtotal	\$13.58
Lesotho	\$0.08		
Liberia	\$0.38	WHO European Region	2008
Madagascar	\$0.26	Regional Office	\$0.50
Malawi	\$0.06	Subtotal	\$0.50
Mali	\$0.24		
Mauritania	\$0.04	WHO Western Pacific Region	2008
Mozambique	\$0.18	Cambodia	\$0.10
Namibia	\$0.21	China	\$0.30
Niger	\$1.44	Fiji	\$0.10
Nigeria	\$18.96	Lao PDR	\$0.10
Rwanda	\$0.26	Philippines	\$0.10
Senegal	\$0.11	Papua New Guinea	\$0.10
Sierra Leone	\$0.36	Viet Nam	\$0.10
South Africa	\$0.39	Regional Office	\$0.70
Swaziland	\$0.12	Subtotal	\$1.60
Togo	\$0.13		
Uganda	\$0.38	WHO/HQ	\$7.00
United Republic of Tanzania	\$0.39	UNICEF	\$9.46
Zambia	\$0.36		
Zimbabwe	\$0.04	Global	2008
ICST* (Central block)	\$1.09	Total	\$93.39
ICST (South/East block)	\$0.99		
ICST (West block)	\$1.10		
Regional Office	\$1.42		
Subtotal	\$45.85		

* ICST= *Inter-country Support Team*

