



Global Polio Eradication Initiative

Financial resource requirements 2006 - 2008

as of January 2006



World Health
Organization



© World Health Organization 2006

All rights reserved. Publications of the World Health Organization can be obtained from Marketing and Dissemination, World Health Organization, 20 Avenue Appia, 1211 Geneva 27, Switzerland (tel: +41 22 791 2476; fax: +41 22 791 4857; email: bookorders@who.int). Requests for permission to reproduce or translate WHO publications – whether for sale or for noncommercial distribution – should be addressed to Publications, at the above address (fax: +41 22 791 4806; email: permissions@who.int).

The designations employed and the presentation of the material in this publication do not imply the expression of any opinion whatsoever on the part of the World Health Organization concerning the legal status of any country, territory, city or area or of its authorities, or concerning the delimitation of its frontiers or boundaries. Dotted lines on maps represent approximate border lines for which there may not yet be full agreement.

The mention of specific companies or of certain manufacturers' products does not imply that they are endorsed or recommended by the World Health Organization in preference to others of a similar nature that are not mentioned. Errors and omissions excepted, the names of proprietary products are distinguished by initial capital letters.

The World Health Organization does not warrant that the information contained in this publication is complete and correct and shall not be liable for any damages incurred as a result of its use.

Printed in Switzerland
Design & Layout: Paprika

Global Polio Eradication Initiative

Financial resource requirements 2006 - 2008

as of January 2006

Table of contents

Acronyms and Abbreviations	3
Executive summary	4
• Figure 1: Global Polio Eradication Initiative Annual Expenditure 1988-2005, Financial Resource Requirements, Contributions, Funding Gap, 2006-2008	5
• Table 1: Summary of external resource requirements by major category of activity, 2006-2008	6
• Figure 2: Countries with active transmission of wild poliovirus as of January 2006	6
Section 1: Overview of Global Polio Eradication Initiative Partnership	7
• Table 2: Donor profile for 1988-2008	8
• Figure 3: External Financial Contributions and 2006 - 2008 Funding Gap	9
Section 2: Financial requirements for 2006-2008	10
• Figure 4: Technical assistance to countries in polio-endemic regions	10
• Table 3: Baseline supplementary immunization activities required for polio eradication, 2006-2007	12
Section 3: Contingency Plans	13
Annex 1: Details of Country-Level External Funding Requirements for 2006-2007, as of January 2006	16
• Table 4: Details of external funding requirements in polio-endemic and highest-risk countries, 2006-2007	16
• Table 5: Surveillance and laboratory costs by country and region, 2006	17
• Table 6: Technical assistance, country-level details, 2006	18

Acronyms and Abbreviations

AFP	Acute Flaccid Paralysis
CDC	US Centers for Disease Control and Prevention
GAVI	Global Alliance for Vaccines and Immunization
GIVS	Global Immunization Vision and Strategy
IFFIm	International Finance Facility for Immunization
IHR	International Health Regulations
mOPV	monovalent oral polio vaccine
NIDs	national immunization days
OPV	oral polio vaccine
SIAs	supplementary immunization activities
SNIDs	subnational immunization days
UNICEF	United Nations Children's Fund
WHO	World Health Organization

Executive summary

The feasibility of the international goal of global polio eradication in the near future was reaffirmed in the second half of 2005. In October, the Advisory Committee on Polio Eradication (ACPE), the independent oversight body of the Polio Eradication Initiative, concluded that strong advances toward polio eradication in 2005, as well as the recent introduction of a new monovalent oral polio vaccine type 1 (mOPV1), had moved the polio eradication effort into its final phase in all countries but one. The ACPE stated that with sufficient resources and expanded use of mOPV1, all polio-affected countries except Nigeria can stop this disease by mid-2006. It concluded that Nigeria will require at least an additional 12 months to finish the job.

Advances included: the interruption of indigenous polio transmission in Egypt and Niger, thus reducing the number of polio-endemic countries from six to four; the interruption of polio transmission in 14 previously polio-free countries re-infected during the 2003-2005 multi-country epidemic; and a two-thirds reduction of polio cases in Asia (India and Pakistan) during the August-October peak transmission period. Since nation-wide polio immunization resumed in late 2004 in Nigeria, there has been an increasing geographic restriction of polio transmission and a marked reduction in the genetic biodiversity of Nigerian poliovirus. The stage is set for more dramatic progress in the coming months, thanks to strong government commitment to polio eradication and routine immunization, together with a strengthened local-level system to improve immunization quality, intensified monitoring and an expected targeted introduction of mOPV.

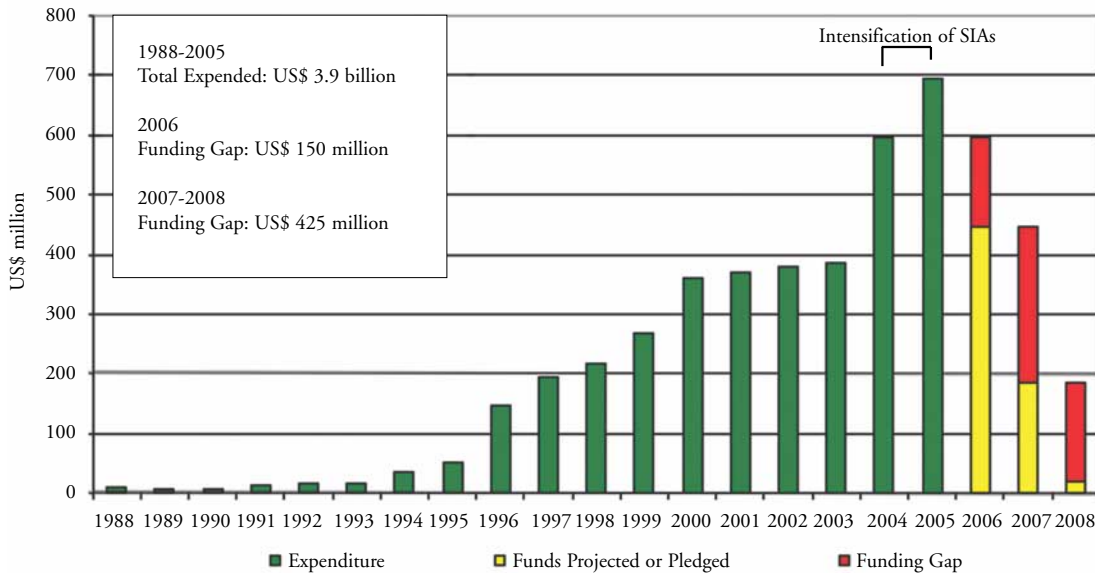
Unprecedented levels of financial support from long-standing and new contributors in 2005 ensured that intensified polio campaigns in Africa and Asia could proceed as planned and that the polio eradication infrastructure was strengthened and continued to be used to strengthen the public health infrastructure in many countries, particularly in Africa.

Financial Resource Requirements 2006-2008 presents the estimated financial resources needed from external sources to interrupt the final chains of polio transmission world-wide, to contain all stocks of wild poliovirus and to prepare for certification and oral polio vaccine (OPV) cessation, using strategies outlined in the *Global Polio Eradication Strategic Plan 2004-2008*.

Following the executive summary, pages 7 to 9 provide an overview of the Global Polio Eradication Initiative partnership, summarizing financial contributions and pledges made to the Initiative as of January 2006. Pages 10 to 18 describe the activities planned for 2006-2008 and the funding required to implement them. The first part of this period will concentrate on stopping polio transmission and maintaining polio-free status, with the focus shifting to the containment of wild polioviruses and preparation for certification and OPV cessation in the latter half of the period. There is a US\$ 150 million funding gap for 2006 activities: of this, US\$ 75 million is required by March, and US\$ 75 million is required by July. An additional US\$ 425 million must be made available for 2007-2008 if planned activities are to be fully implemented.

In this era of daily disasters, disease outbreaks, civil unrest and other bleak news, it would be all too easy to lose sight of the global victory over polio which is within our grasp. The timely availability of multi-year and flexible funding is vital to ensure that we deliver a polio-free world.

Figure 1: Global Polio Eradication Initiative, Annual Expenditure 1988-2005, Financial Resource Requirements, Contributions, Funding Gap, 2006-2008



Protecting the world's 17-year investment in polio eradication requires the international community to:

- 1) by July 2006, fill the US\$ 150 million funding gap for 2006 activities (US\$ 75 million of this is required by March 2006 for activities between April and September);
- and,
- 2) make multi-year pledges for 2006-2008 to stop polio transmission, contain all stocks of wild polioviruses and implement certification and pre-OPV cessation activities.

Figure 2: Countries with active transmission of wild poliovirus as of January 2006

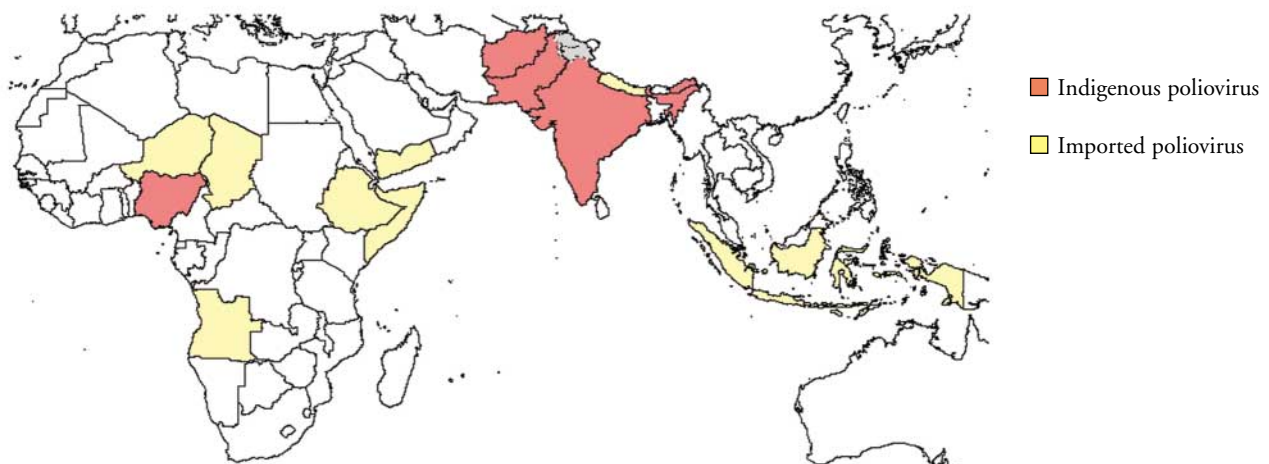


Table 1: Summary of external financial requirements by major category of activity, 2006-2008
(all figures are in US\$ millions)

Activity Category	2006	2007	2008	2006-2008
Oral polio vaccine	\$ 183.52	\$ 82.68	\$ -	\$ 266.20
NIDs/SNIDs operations*	\$ 183.21	\$ 79.07	\$ -	\$ 262.28
Emergency response / mOPV evaluation	\$ 35.00	\$ 35.00	\$ 20.00	\$ 90.00
Surveillance**	\$ 42.62	\$ 36.87	\$ 30.67	\$ 110.16
Laboratory	\$ 8.44	\$ 7.90	\$ 6.72	\$ 23.06
Technical assistance***	\$ 84.15	\$ 71.51	\$ 53.77	\$ 209.42
Certification and containment	\$ 4.50	\$ 12.00	\$ 12.00	\$ 28.50
Product development for OPV cessation	\$ 10.00	\$ 5.00	\$ 5.00	\$ 20.00
Vaccine for post-OPV era stockpile (finished product and bulk)	\$ 45.00	\$ 115.00	\$ 56.00	\$ 216.00
Total requirements	\$ 596.44	\$ 445.02	\$ 184.16	\$ 1,225.62
Contributions	\$ 448.68	\$ 185.16	\$ 20.60	\$ 654.44
Funding Gap	\$ 147.76	\$ 259.86	\$ 163.56	\$ 571.17
Funding Gap (rounded)	\$ 150.00	\$ 260.00	\$ 165.00	\$ 575.00

* Operations costs include manpower and incentives, training and meetings, supplies and equipment, transportation, social mobilization and running costs. NIDs: national immunization days; SNIDs: subnational immunization days.

** Country-level surveillance and laboratory summary for 2006 are provided in Table 5.

*** Technical assistance includes the cost of human resources deployed through UN agencies. Country-level breakdown for 2006 provided in Table 6.

Section 1: Overview of Global Polio Eradication Initiative Partnership

The 17-year Global Polio Eradication Initiative, a public-private partnership spearheaded by the World Health Organization, Rotary International, the US Centers for Disease Control and Prevention and the United Nations Children's Fund (UNICEF), includes governments of countries affected by polio; donor governments (e.g. Australia, Austria, Belgium, Canada, the Czech Republic, Denmark, Finland, France, Germany, Iceland, Ireland, Italy, Japan, Luxembourg, Malaysia, Malta, Monaco, the Netherlands, New Zealand, Norway, Oman, Portugal, Qatar, the Russian Federation, Saudi Arabia, Singapore, Spain, Sweden, Turkey, the United Arab Emirates, the United Kingdom and the United States of America); the European Commission; private foundations (e.g. United Nations Foundation, Bill & Melinda Gates Foundation, the OPEC Fund and the AGFund); development banks (e.g. the World Bank and the African Development Bank); humanitarian and nongovernmental organizations (e.g. the International Red Cross and Red Crescent societies) and corporate partners (e.g. Sanofi Pasteur, De Beers, Wyeth).

Table 2 highlights contributions/pledges by major donors to the Polio Eradication Initiative for 1988 - 2008. Funding provided through external sources (including both multilateral and bilateral contributions) for the period totals more than US\$ 4 billion. Forty-three private and public sector donors have contributed or pledged more than US\$ 1 million each to polio eradication. Of these, 28 contributed US\$ 5 million or more. Spearheading partner Rotary International has contributed more than US\$ 500 million, a figure which will rise to more than US\$ 600 million by the time the world is certified polio-free.

G8 leaders meeting at Gleneagles, Scotland in July 2005 reaffirmed their commitment to finishing the job of polio eradication by pledging to "support the Polio Eradication Initiative for the post-eradication period in 2006-2008 through continuing or increasing our own contributions towards the US\$ 829 million target and mobilizing the support of others". The UK took immediate action, pledging £60 million for 2005-2008.

The polio partnership continued to expand in 2005: Sweden re-affirmed its long-standing commitment to children's health by making a US\$ 30 million extraordinary contribution and several Organization of Islamic Conference (OIC) countries, including Saudi Arabia, Qatar and Turkey, joined Malaysia in taking action on polio resolutions made at the October 2003 OIC Summit in Putrajaya, Malaysia and at the June 2004 OIC Foreign Ministers' Meeting in Istanbul, Turkey. Spain and Monaco joined the Initiative and Iceland, the Czech Republic and Singapore also made their first polio eradication pledges in 2005.

In a further affirmation of international commitment to polio eradication, the board of the Global Alliance of Vaccines and Immunization (GAVI) in July recommended that up to US\$ 226.4* million be allocated from the International Finance Facility for Immunization (IFFIm) towards creation of a stockpile of mOPVs for the post-eradication era. Funds are expected to be made available in 2006.

* US\$ 191 million in IFFIm funding was approved for the stockpile at the July 2005 GAVI Board meeting.

Table 2: Donor profile for 1988-2008

Contribution (US\$ million)	Public Sector Partners	Development Banks	Private Sector Partners
> 500	USA, United Kingdom		Rotary International
250 - 500	Japan	World Bank	
100 - 249	European Commission, Canada, Germany, Netherlands, IFFIm		
50 - 99			Bill & Melinda Gates Foundation
25 - 49	Denmark, France, Norway, Sweden, UNICEF Regular Resources, WHO Regular Budget		United Nations Foundation
5 - 24	Italy, Australia, Russian Federation, Ireland, Luxembourg	Inter-American Development Bank	Sanofi Pasteur, IFPMA, UNICEF National Committees, American Red Cross
1 - 4	Belgium, Spain, Switzerland, Malaysia, New Zealand, Saudi Arabia, United Arab Emirates	African Development Bank	Advantage Trust (HK), De Beers, International Federation of Red Cross and Red Crescent Societies, Pew Charitable Trust, Wyeth, Shinnyo-en

External contributions to countries' polio eradication efforts have been matched by national resources, including both financial expenditures and non-monetary commitments such as the time spent by volunteers, health workers and others in the implementation of supplementary immunization activities (SIAs). Funds are expended by governments, the private sector and non-governmental organizations at national, state/province, district and local community levels to cover petrol, social mobilization, training and other costs*.

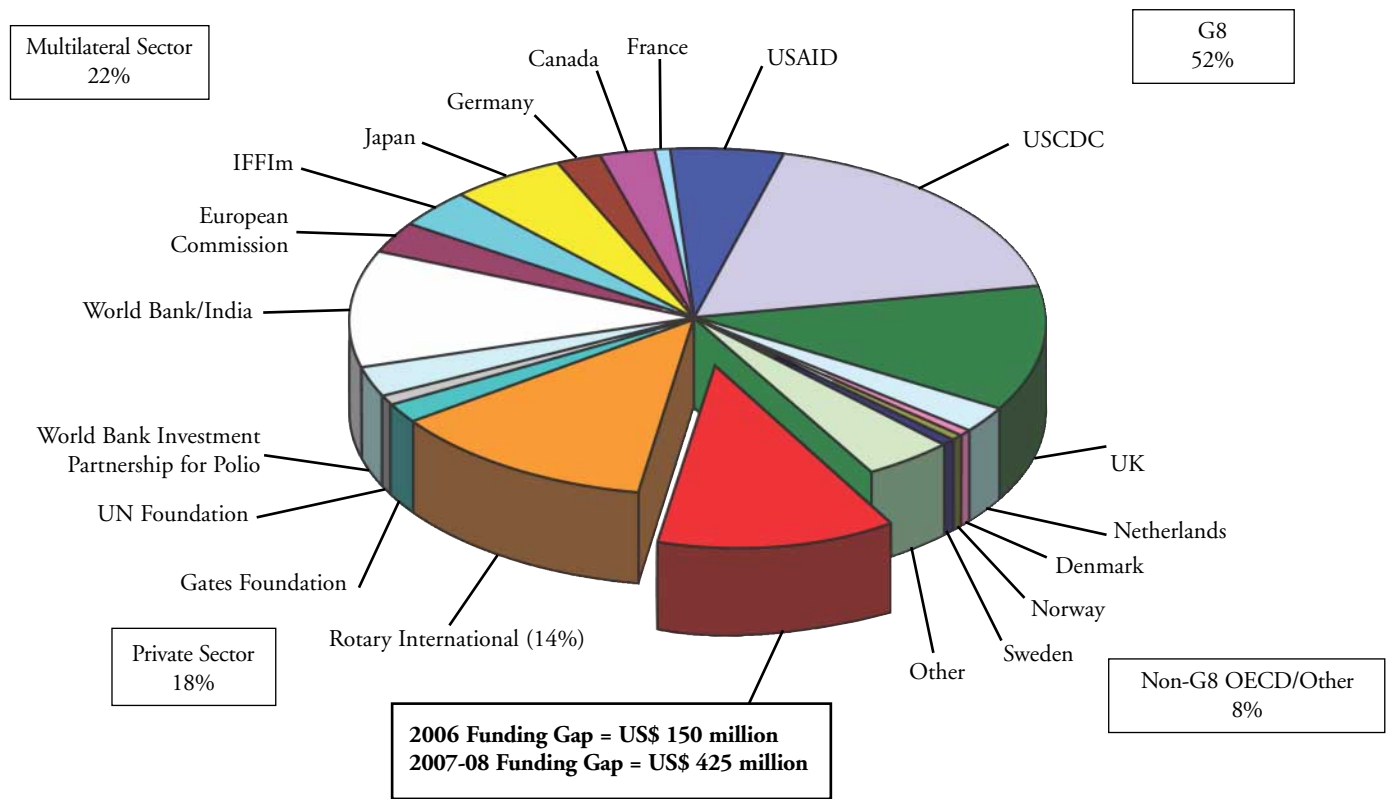
The world now has a tremendous opportunity to ensure that everyone shares equally in the benefits of a polio-free world. The economic justification is compelling. Regardless as to long-term polio immunization decisions, eradication would be cost-saving for low-income developing countries. Globally, the cost-effectiveness ratio of polio eradication would be an impressive US\$ 52.50 per disability-adjusted life year (DALY) saved. Failure to completely eradicate polio, on the other hand, would result in at least 10.6 million new cases of polio worldwide in the next 40 years, representing the loss of 60 million DALYs, nearly all in low-income developing countries*.

* Aylward R, et al, *Politics and practicalities of polio eradication, Global Public Goods for Health. Health Economic and Public Health Perspectives*, eds Smith, R, Beaglehole R, Woodward D, Drager N, Oxford, Oxford University Press, 2003.

Budgets in this document were developed by ministries of health, WHO and UNICEF, and are based on the costs of implementing polio eradication strategies at the country level and the costs of managing the Global Polio Eradication Initiative through the United Nations implementing agencies (WHO and UNICEF) at the country, regional and global levels.

Figure 2 summarizes the external financial contributions since 1988, as well as the 2006-2008 funding gap. All donors highlighted in the pie chart have contributed more than US\$ 25 million to the global polio eradication effort.

Figure 3: External Financial Contributions and 2006-2008 Funding Gap



Note : Donor contributions of US\$ 25 million or more are represented in the pie chart.

'Other' includes: the Governments of Austria, Australia, Belgium, Czech Republic, Finland, Iceland, Ireland, Italy, Luxembourg, Malaysia, Monaco, New Zealand, Oman, Pakistan, Portugal, Qatar, Republic of Korea, Russian Federation, Saudi Arabia, Singapore, Spain, Switzerland, Turkey, the United Arab Emirates; African Development Bank; AG Fund; American Red Cross; De Beers, Inter-American Development Bank, International Federation of Red Cross and Red Crescent Societies, Oil for Food Programme, OPEC Fund, Sanofi Pasteur; Saudi Arabian Red Crescent Society, Smith Kline Biologicals, UNICEF National Committees, UNICEF Regular and Other Resources, United Arab Emirates Red Crescent Society, WHO Regular Budget and Wyeth.

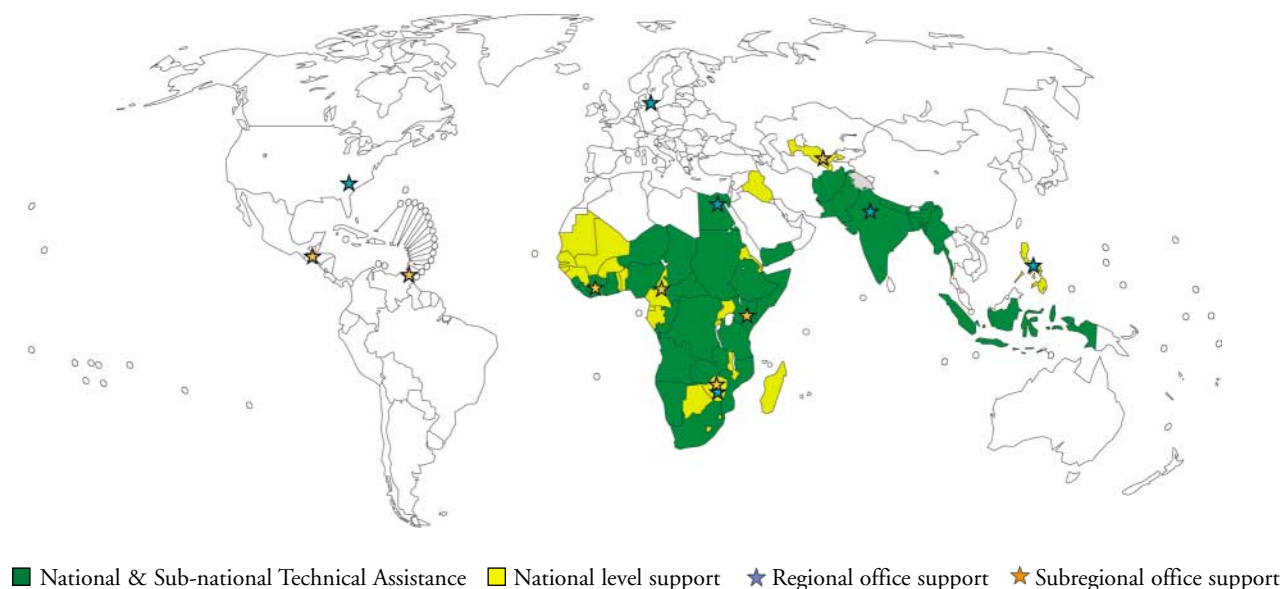
Section 2: Financial requirements for 2006-2008

PRIORITIES AND ACTIVITIES

The highest priorities for the Global Polio Eradication Initiative and the focus for 2006 are : the rapid interruption of polio transmission in polio-endemic countries and in countries where polio was re-introduced following the major epidemic that originated in west Africa in 2003 ; and protecting the polio-free status of these countries while Nigeria finishes the job. In October 2005, the Initiative's independent oversight body concluded that Nigeria would take at least 12 months longer than anywhere else in the world to stop polio transmission.

In 2006, 18 countries are expected to conduct 61 supplementary immunization activities aimed at reaching 342 million children under five years of age with multiple doses of oral polio vaccine. 201 countries will maintain Acute Flaccid Paralysis (AFP) surveillance, 54 of them in polio-endemic regions requiring substantial technical assistance. Figure 3 shows the countries receiving technical support at the national, provincial and district levels.

Figure 4: Polio-funded technical assistance by country



Importantly, the polio infrastructure is also being used to detect and respond to outbreaks of other communicable diseases such as Cholera, Marburg Fever, Ebola and Yellow Fever. Countries are also using polio immunization campaigns for the systematic delivery of other health interventions, including Vitamin A, measles vaccine, malaria bed nets and anti-helminthics. The polio infrastructure underpinned the recent boosting of routine immunization coverage in the African region from 52% to 66% between 1999 and 2004, and strengthened micro planning and activities of the 'Reaching Every District' strategy. Other areas of reinforcement include renewal of the cold chain in many countries, development of more sustainable transportation for outreach activities, and the addition of external quality assessment programmes to public health laboratories.

In 2006-2008, the polio infrastructure will also be used to help countries implement the revised International Health Regulations (IHR) and to build capacity for routine immunization as part of the Global Immunization Vision and Strategy (GIVS).

Realization of the full humanitarian and economic benefits of polio eradication requires not only the interruption of poliovirus transmission worldwide, but also containment of wild poliovirus stocks, completion of the certification processes, and the eventual cessation of OPV for routine immunization.

Preparing for global certification requires sustained surveillance in all regions, rapid responses to circulating vaccine-derived polioviruses (cVDPVs), and completion of appropriate poliovirus containment activities as detailed in the *WHO Global Action Plan for Laboratory Containment of Wild Polioviruses, second edition* (WHO/V&B/03.11).

The following are prerequisites for cessation of OPV use:

1. Confirmation of interruption of transmission and appropriate containment of wild polioviruses;
2. Continued highly sensitive surveillance for poliovirus circulation;
3. Development of an international stockpile of mOPV and response mechanisms;
4. Implementation of IPV requirements in bio-hazard settings;
5. International consensus on procedure for synchronous OPV cessation;
6. Appropriate biocontainment of Sabin polioviruses.

The development of a third edition of the Global Action Plan for the Laboratory Containment of Wild Polioviruses (detailing final containment requirements for all polioviruses), as well as the development, licensing and stockpiling of 3 monovalent oral polio vaccines (mOPV I, II, III) are included among the prerequisites outlined for policy-makers. A stockpile of mOPV will be created to protect countries against the inadvertent reintroduction of polio after global cessation of routine immunization with OPV. A breakdown of the costs by major activity category can be found in Table 1 on page 6.

FINANCIAL RESOURCE REQUIREMENTS

The financial resource requirements for 2006 are estimated at US\$ 595 million, against which there is a funding gap of US\$ 150 million. Of this, US\$ 75 million is needed by March and US\$ 75 million by July, to maintain the full programme of eradication work. The funding gap for 2007-2008 is pegged at US\$ 425 million.

Table 3 summarizes the schedule of intensified supplementary immunization activity plans for 2006 and 2007. Supplementary immunization activities are the major cost driver for the Global Polio Eradication Initiative in 2006-2007 (see Annex 1, Table 4 for details of planned costs by country for 2006-2007). In addition to the planned activities summarized in Table 3, the Initiative requires US\$ 90 million for emergency response to poliovirus importations in 2006-2008. Emergency response activities will also be used for mOPV evaluation as part of the development of the mOPV stockpile for the post-eradication era.

Table 3: Baseline supplementary immunization activities required for polio eradication, 2006-2007 as of January 2006.

NID: National Immunization Day

SNID: Subnational Immunization Day

Activity NID SNID

Region/Country	Data	2006												2007											
		J	F	M	A	M	J	J	A	S	O	N	D	J	F	M	A	M	J	J	A	S	O	N	D
Polio Endemic																									
Afghanistan	% targeted		60	60	100	100			25	25					100	100									
India	% targeted	50	50		100	100			50	50					100	100									
Nigeria	% targeted		100	100	50	50			50	50	100	100			100	100	50								
Pakistan	% targeted		100	100	50					100	100	50			100	100									
WHO African Region																									
Angola	% targeted		25	25																					
Benin	% targeted		100	100																					
Cameroon	% targeted		30	30																					
Chad	% targeted		100	100																					
Côte d'Ivoire	% targeted				100																				
Equ Guinea ¹	% targeted	100	100																						
Ethiopia	% targeted	25	100																						
Gabon ¹	% targeted	100	100																						
Niger	% targeted		100	100	50					50	100	100			100	100									
WHO Eastern Mediterranean Region																									
Egypt	% targeted			100	100																				
Somalia	% targeted	100	100		100	100																			
Sudan ²	% targeted		100	100					25	25															
Yemen	% targeted	100																							
WHO South-East Asia Region																									
Indonesia ³	% targeted	25	100	100	25																				
Nepal	% targeted	50	50																						

¹ Equatorial Guinea and Gabon postponed their 2005 Q4 SIAs to early 2006.

² In Sudan, SNID in August and September will take place in the South.

³ The Government of Indonesia will cover the cost of two NIDs, cost not reflected in country-level external funding requirements in Table 4

Scenario 2: Transmission of imported wild poliovirus continues in west and central Africa until the third quarter of 2006

Under this scenario, additional SIAs would be conducted in the second half of 2006 in Burkina Faso, the Central African Republic (CAR), Côte d'Ivoire, and Mali (and in the first quarter of 2007 in Benin, Cameroon and Chad, as above).

Financial implications: up to US\$ 27.5 million in additional costs in 2006.

Scenario 2: Transmission of imported wild poliovirus continues in west/central Africa until Q3 2006

Region	Country		2006												2007											
			J	F	M	A	M	J	J	A	S	O	N	D	J	F	M	A	M	J	J	A	S	O	N	D
AFRO	CAR	Base																								
		Contingency			100	100					100	100														
AFRO	Cote d'Ivoire	Base				100																				
		Contingency			100	100	100				100	100														
AFRO	Burkina Faso	Base																								
		Contingency			100	100					100	100														
AFRO	Mali	Base																								
		Contingency			100	100	100				100	100														

Note: Other high-risk west/central African countries are reflected in Scenario 1

Scenario 3: Transmission of wild poliovirus continues in the Horn of Africa until mid-2006

Under this scenario, additional SIAs would be conducted in 2006 in Sudan, Yemen, Eritrea and Ethiopia; and Somalia and south Sudan up to the first quarter of 2007.

Financial implications: up to US\$ 52 million in additional costs for 2006-2007.

Scenario 3: Transmission of wild poliovirus continues in the Horn of Africa until mid- 2006

Region	Country		2006												2007											
			J	F	M	A	M	J	J	A	S	O	N	D	J	F	M	A	M	J	J	A	S	O	N	D
EMRO	Somalia	Base	100	100		100	100																			
		Contingency	100	100	100	100		100	100	100								100	100							
EMRO	Sudan	Base		100	100					25	25						25	25								
		Contingency		100	100	100	100				100	100														
EMRO	Yemen	Base	100																							
		Contingency		100	100						100	100														
AFRO	Eritrea	Base																								
		Contingency		100	100	100	100				100	100														
AFRO	Ethiopia	Base	25	100																						
		Contingency		100	100	50	50				100	100														

Scenario 4: Transmission of wild poliovirus continues in infected countries in Asia until end-2006

Under this scenario, additional SIAs would be conducted in Indonesia in 2006 and in Afghanistan, Pakistan and India in 2006 and 2007.

Financial implications: up to US\$ 142.8 million in additional costs in 2006-2007.

Scenario 4: Transmission of wild poliovirus continues in infected countries in Asia until end-2006

Region	Country		2006												2007											
			J	F	M	A	M	J	J	A	S	O	N	D	J	F	M	A	M	J	J	A	S	O	N	D
EMRO	Afghanistan	Base		60	60	100	100				25	25				100	100									
		Contingency		100	100	60	60				60	100	100	60			100	100	50					50	50	
EMRO	Pakistan	Base		100	100	50					100	100	50			100	100									
		Contingency		100	100	50	50				50	100	100	50			100	100	50					100	100	
SEARO	India	Base	50	50		100	100				50	50				100	100									
		Contingency	50	50		100	100				50	50	50	50			100	100	50	50						
SEARO	Indonesia	Base	25	100	100	25																				
		Contingency	100	100	30	30					50	50														

Annex 1: Details of Country-Level External Funding Requirements for 2006-2007, as of January 2006.

Table 4: Details of external funding requirements in polio-endemic and highest-risk countries, 2006-2007 (all figures are in US\$ millions)

Country	2006				2007				2006 to 2007			
	NIDs/ SNIDs: OPV	NIDs/ SNIDs: Op Costs	AFP Surveillance and Laboratory	Total Costs 2006	NIDs/ SNIDs: OPV	NIDs/ SNIDs: Op Costs	AFP Surveillance and Laboratory	Total Costs 2007	NIDs/ SNIDs: OPV	NIDs/ SNIDs: Op Costs	AFP Surveillance and Laboratory	Total Costs 2006 to 2007
Polio-Endemic												
Afghanistan	\$4.69	\$9.93	\$1.55	\$16.17	\$2.85	\$5.50	\$1.16	\$9.51	\$7.54	\$15.43	\$2.71	\$25.68
India	\$95.06	\$74.70	\$5.72	\$175.48	\$48.48	\$43.18	\$5.72	\$97.38	\$143.54	\$117.88	\$11.44	\$272.86
Nigeria	\$37.28	\$46.46	\$7.57	\$91.31	\$17.08	\$20.72	\$6.38	\$44.19	\$54.37	\$67.18	\$13.95	\$135.50
Pakistan	\$27.15	\$15.72	\$1.68	\$44.55	\$11.97	\$6.41	\$1.50	\$19.88	\$39.12	\$22.13	\$3.18	\$64.43
WHO African Region												
Benin	\$0.70	\$1.37	\$0.23	\$2.30	\$0.00	\$0.00	\$0.19	\$0.19	\$0.70	\$1.37	\$0.42	\$2.49
Cameroon	\$0.39	\$0.55	\$0.29	\$1.23	\$0.00	\$0.00	\$0.24	\$0.24	\$0.39	\$0.55	\$0.53	\$1.48
Chad	\$0.77	\$2.67	\$0.38	\$3.81	\$0.00	\$0.00	\$0.32	\$0.32	\$0.77	\$2.67	\$0.70	\$4.13
Côte d'Ivoire	\$0.93	\$1.11	\$0.32	\$2.36	\$0.00	\$0.00	\$0.27	\$0.27	\$0.93	\$1.11	\$0.60	\$2.63
Equatorial Guinea	\$0.02	\$0.12	\$0.02	\$0.17	\$0.00	\$0.00	\$0.02	\$0.02	\$0.02	\$0.12	\$0.04	\$0.19
Ethiopia	\$2.13	\$5.27	\$2.76	\$10.16	\$0.00	\$0.00	\$2.33	\$2.33	\$2.13	\$5.27	\$5.10	\$12.49
Gabon	\$0.07	\$0.36	\$0.11	\$0.54	\$0.00	\$0.00	\$0.10	\$0.10	\$0.07	\$0.36	\$0.21	\$0.64
Niger	\$2.69	\$7.88	\$0.40	\$10.98	\$1.19	\$3.26	\$0.34	\$4.78	\$3.88	\$11.14	\$0.74	\$15.76
South Eastern Mediterranean Region												
Egypt	\$3.64	\$1.62	\$0.37	\$5.63	\$0.00	\$0.00	\$0.37	\$0.37	\$3.64	\$1.62	\$0.74	\$6.00
Somalia	\$1.55	\$3.71	\$0.86	\$6.12	\$0.00	\$0.00	\$0.68	\$0.68	\$1.55	\$3.71	\$1.54	\$6.79
Sudan	\$3.23	\$5.28	\$1.55	\$10.06	\$0.00	\$0.00	\$1.25	\$1.25	\$3.23	\$5.28	\$2.81	\$11.31
Yemen	\$0.63	\$1.33	\$0.18	\$2.13	\$0.00	\$0.00	\$0.18	\$0.18	\$0.63	\$1.33	\$0.35	\$2.31
WHO South-East Asia Region												
Indonesia*	\$1.95	\$4.78	\$1.40	\$8.13	\$0.00	\$0.00	\$1.40	\$1.40	\$1.95	\$4.78	\$2.80	\$9.53
Nepal	\$0.63	\$0.37	\$0.50	\$1.50	\$0.00	\$0.00	\$0.37	\$0.37	\$0.63	\$0.37	\$0.87	\$1.87

Note: additional activities will be funded from emergency response funds.

*The Government of Indonesia will cover OPV and operations cost for 2 NIDs in 2006.

Table 5: Surveillance and laboratory costs by country and region, 2006 (all figures are in US\$ millions)

WHO African Region	2006	WHO Eastern Mediterranean Region 2006	
Algeria	\$0.08	Afghanistan	\$1.55
Angola	\$1.96	Djibouti	\$0.10
Benin	\$0.23	Egypt	\$0.37
Botswana	\$0.10	Iraq	\$0.10
Burkina Faso	\$0.28	Pakistan	\$1.68
Burundi	\$0.17	Somalia	\$0.86
Cameroon	\$0.29	Sudan	\$1.55
Cape Verde	\$0.05	Yemen	\$0.18
Central African Republic	\$0.27	Regional surveillance and laboratory	\$1.20
Chad	\$0.38	Subtotal	\$7.58
Comoros	\$0.06	WHO South-East Asia Region 2006	
Congo	\$0.20	Bangladesh	\$0.75
Côte d'Ivoire	\$0.32	India	\$3.70
Democratic Republic of Congo	\$2.40	Indonesia	\$1.40
Equatorial Guinea	\$0.02	Myanmar	\$0.27
Eritrea	\$0.14	Nepal	\$0.50
Ethiopia	\$2.76	Regional surveillance and laboratory	\$3.13
Gabon	\$0.11	Subtotal	\$9.74
Gambia	\$0.07	WHO European Region 2006	
Ghana	\$0.47	Armenia	\$0.003
Guinea	\$0.16	Azerbaijan	\$0.01
Guinea-Bissau	\$0.07	Bosnia and Herzegovina	\$0.01
Kenya	\$0.50	Bulgaria	\$0.01
Lesotho	\$0.06	Georgia	\$0.01
Liberia	\$0.27	Kazakhstan	\$0.06
Madagascar	\$0.42	Kyrgyzstan	\$0.01
Malawi	\$0.20	Republic of Moldova	\$0.01
Mali	\$0.22	Romania	\$0.01
Mauritania	\$0.18	Russian Federation	\$0.08
Mauritius	\$0.04	Tajikistan	\$0.08
Mozambique	\$0.85	Turkey	\$0.05
Namibia	\$0.11	Turkmenistan	\$0.03
Niger	\$0.40	Ukraine	\$0.01
Nigeria	\$7.57	Uzbekistan	\$0.03
Rwanda	\$0.11	Serbia and Montenegro	\$0.01
Sao Tome and Principe	\$0.01	Regional surveillance and laboratory	\$0.54
Senegal	\$0.21	Subtotal	\$0.93
Seychelles	\$0.01	WHO Western Pacific Region 2006	
Sierra Leone	\$0.24	Regional surveillance and laboratory	\$0.90
South Africa	\$0.07	WHO/HQ 2006	
Swaziland	\$0.06		\$4.67
Togo	\$0.09	Global 2006	
Uganda	\$0.37	Total	\$51.06
United Republic of Tanzania	\$0.24		
Zambia	\$0.45		
Zimbabwe	\$0.11		
Regional surveillance and laboratory	\$3.26		
Subtotal	\$26.65		
WHO Region of the Americas 2006			
Regional surveillance and laboratory	\$0.60		

Table 6: Technical assistance, country-level details 2006 (all figures are in US\$ millions)

WHO African Region	2006	WHO Eastern Mediterranean Region 2006	
Angola	\$2.34	Afghanistan	\$1.71
Benin	\$0.21	Djibouti	\$0.14
Botswana	\$0.01	Egypt	\$0.15
Burkina Faso	\$0.24	Iran	\$0.004
Cameroon	\$0.07	Iraq	\$0.17
Central African Republic	\$0.21	Pakistan	\$4.56
Chad	\$0.85	Somalia	\$1.11
Congo	\$0.23	Sudan	\$2.95
Côte d'Ivoire	\$0.67	Yemen	\$0.28
Democratic Republic of Congo	\$4.89	Regional Office	\$0.90
Equatorial Guinea	\$0.05	Subtotal	\$11.96
Eritrea	\$0.04		
Ethiopia	\$1.40	WHO South-East Asia Region 2006	
Gabon	\$0.02	Bangladesh	\$1.01
Gambia	\$0.02	India	\$7.94
Ghana	\$0.34	Indonesia	\$0.36
Guinea	\$0.19	Myanmar	\$0.29
Guinea-Bissau	\$0.05	Nepal	\$0.51
Kenya	\$0.19	Regional Office	\$2.00
Lesotho	\$0.04	Subtotal	\$12.11
Liberia	\$0.29		
Madagascar	\$0.09	WHO European Region 2006	
Malawi	\$0.04	Regional Office	\$0.82
Mali	\$0.15	Subtotal	\$0.82
Mauritania	\$0.14		
Mozambique	\$0.22	WHO Western Pacific Region 2006	
Namibia	\$0.20	Cambodia	\$0.16
Niger	\$1.11	China	\$0.47
Nigeria	\$16.13	Fiji	\$0.16
Rwanda	\$0.19	Lao PDR	\$0.16
Senegal	\$0.21	Philippines	\$0.16
Sierra Leone	\$0.23	Papua New Guinea	\$0.17
South Africa	\$0.16	Viet Nam	\$0.31
Swaziland	\$0.08	Regional Office	\$0.93
Togo	\$0.16	Subtotal	\$2.50
Uganda	\$0.24		
United Republic of Tanzania	\$0.31	WHO/HQ	\$7.34
Zambia	\$0.35	UNICEF	\$10.40
Zimbabwe	\$0.06		
ICP-Central*	\$0.72		
ICP-East*	\$0.73		
ICP-South*	\$0.73		
ICP-West*	\$0.76		
Regional Office	\$3.68		
Subtotal	\$39.02	Global 2006	
		Total	\$84.15

* ICP= Inter-country Programme

